















Rock N Roll Classics Omlloop van Vlaanderen Regularity 2024
 Classic 50 - Friday Leg 1

Pos.	#	Crew	RT1 Beveren	RT2 Koolskamp	RT3 Zoning	TC	SC	CP	Pen.	Friday Leg 1	Coef	Total	Prev.	1st
1	38	■ SIMON PATRICE ■ BERNARD CHRISTIAN PORSCHE 924S	3.73	13.96	1.92	0	0	0	0	19.6	0.86	19.6		
2	37	■ VARREWAERE MARIO ■ CRACCO PABLO NISSAN SUNNY GTI	6.77	15.69	0.4	0	0	0	0	22.86	0.9	22.86	+3.26	+3.26
3	31	■ AMBROSINI JEROME ■ THIRIONET YVES AUDI 80 GT	6.88	14.6	3.8	0	0	0	0	25.28	0.74	25.28	+2.42	+5.68
4	33	■ THIBAUT GILLES ■ SOUKA FRANCOIS MAZDA 323	11.83	14.31	1.18	0	0	0	0	27.32	0.91	27.32	+2.04	+7.72
5	32	■ GRAEVEN NICOLAS ■ GRAEVEN MICHEL FORD ESCORT RS	22.69	19.81	1.2	0	0	0	0	43.7	0.76	43.7	+16.38	+24.1
6	40	■ MAES RUDY ■ DEPLANCKE FILIP PORSCHE 911T	13.66	30.05	0	0	0	0	0	43.71	0.68	43.71	+0.01	+24.11
7	42	■ DEBEIL STEFAN ■ DEBEIL FREDERIK LOTUS CORTINA	17.29	15.85	12.16	0	0	0	0	45.3	0.66	45.3	+1.59	+25.7
8	44	■ WOUTERS PETER ■ LAROYE CHARLY CITROËN VISA GT	25.54	21.84	4.88	0	0	0	0	52.26	0.84	52.26	+6.95	+32.65
9	34	■ QUIRIJNEN FELIX ■ BEYERS FILIP CITROËN DYANE	38.88	16.35	1.2	0	0	0	0	56.42	0.67	56.42	+4.17	+36.82
10	41	■ VAN REMOORTEL PATRICK ■ CHARLET VALENTIN APAL COUPE	9.03	14.17	32.98	0	0	0	0.66	56.84	0.51	56.84	+0.42	+37.24
11	47	■ SAELENS MAXIM ■ SAMAEEY GEERT LANCIA BETA COUPE	22.87	25.26	8.79	0	0	0	0	56.92	0.83	56.92	+0.08	+37.32
12	49	■ VAN DAMME KAREL ■ DEFRESNE FABRICE MERCEDES 190	23.55	57.56	2.38	0	0	0	0	83.49	0.85	83.49	+26.56	+63.88
13	35	■ THIBAUT MICHEL ■ SZUCS STEPHANE MAZDA 323 GTX TURBO	55.62	31.66	3.15	0	0	0	0	90.43	0.9	90.43	+6.95	+70.83

Rock N Roll Classics Omlloop van Vlaanderen Regularity 2024
 Classic 50 - Friday Leg 1

Pos.	#	Crew	RT1 Beveren	RT2 Koolskamp	RT3 Zoning	TC	SC	CP	Pen.	Friday Leg 1	Coef	Total	Prev.	1st
14	43	 VANKEIRSBILCK KOEN  DUBAERE ANTOINE PORSCHE 911 T TARGA	34.04	48.18	28.53	0	0	0	0	110.76	0.73	110.76	+20.33	+91.16
15	46	 VANCAYSEELE RIK  VAN DOOREN ALEX MINI COOPER LEYLAND SP	100.7	179.59	1.9	0	0	0	0	282.19	0.79	282.19	+171.43	+262.58
16	48	 VERHAEGE THIJS  PUYPE DRIES DATSUN 240Z	76.07	37.64	200	0	0	0	0	313.71	0.7	313.71	+31.52	+294.11
17	45	 DEPUIS WILLY  DEPUIS BRECHT OPEL KADETT C	262	210.78	2.83	0	0	0	0	475.6	0.75	475.6	+161.89	+456
18	15	 DERYCKE FRANK  BARBEZ JAN BMW 2002TI	500	39.49	10.6	0	0	0	0	550.09	0.7	550.09	+74.49	+530.49
19	36	 LEGROS GUY  GUIOT JOSEPH PORSCHE 924	464	404.68	14.91	0	0	0	0	883.59	0.77	883.59	+333.5	+863.99
20	25	 COMPTAERT GIOVANNI  DEPOORTER ANDY OPEL KADETT GSI 16V	500	500	1	0	0	0	0	1001	0.89	1001	+117.41	+981.4